

ARMY PUBLIC SCHOOL, BATHINDA MIL STN



Vacation Homework (2024-2025)

Class: I

Name- \_\_\_\_\_

Section- \_\_\_\_\_

General Instructions:-








D/P

- Kindly take a printout of the worksheets attached.
- In case the printouts are not possible, kindly help your ward to do holiday homework in a separate notebook.
- Submit the Summer vacation Homework on 04 July 2024.



ARMY PUBLIC SCHOOL BATHINDA, MIL STN

HOLIDAY HOMEWORK CLASS-I SESSION-2024-2025

	<ul style="list-style-type: none"><li>• Revise and learn syllabus done in books and notebook.</li><li>• Learn Poem:- My little Hands from the book Roots and Wings.</li><li>• Read Ch-3 (Yummy Food), underline the new words and find their meanings.</li><li>• <b>Project Work:</b> Paste picture of your favourite toy and write 5 lines about it in scrap book.</li><li>• Do the given worksheets.</li></ul>
	<ul style="list-style-type: none"><li>• <b>मौखिक कार्य-</b> गुंजन- पाठ- बस आई, दावत, सितार बजा और गीता और वाणी की दोहराई करो  </li><li>• व्याकरण वाटिका- पाठ 2 "हमारी वर्णमाला " की दोहराई करो  </li><li>• कविता " चंदा मामा" और " पराँठा आलू का " याद करो  </li><li>• <b>रचनात्मक कार्य-</b> पाठ्यपुस्तक गुंजन में गतिविधि-1 (पृष्ठ 6), गतिविधि -2 (पृष्ठ 7), गतिविधि -4 (पृष्ठ 9), गतिविधि -6 (पृष्ठ 11) और गतिविधि -11 (पृष्ठ 16) करो  </li><li>• दी गई कार्यपत्रिकाएं करें  </li></ul>
	<ul style="list-style-type: none"><li>• Learn Ch-2( My Wonderful Body), Ch-3 (Taking Care of My Body) (work done in book and notebook.)</li><li>• Read Ch.4 (My Family), Ch.5 (The Food We Eat).</li><li>• <b>Project Work:</b> Make poster of Heathy and Junk Food in scrap book</li><li>• Do the given worksheets.</li></ul>
	<ul style="list-style-type: none"><li>• Revise Ch. 2 Numbers up to 10 and Ch.3 Addition and Subtraction.</li><li>• Learn table of 2.</li><li>• Do the given worksheets.</li><li>• <b>Project work</b> - Draw and colour / Paste any 10 objects (like fruits, balls, ice creams, balloons, stars, etc) in a line and write their order of position in ordinal numbers ( eg. first, second, .....,tenth)</li><li>• <b>Note-</b> Do this project work in scrapbook (ref. book pg. no. 28 and 29)</li></ul>
	<ul style="list-style-type: none"><li>• Do the given worksheet</li><li>• Learn Chapter 1 (Book and Notebook work)</li><li>• <b>Project work:</b> Paste pictures of parts of the computer (Monitor, CPU, Mouse, Keyboard) in the computer workbook.</li></ul>
	<ul style="list-style-type: none"><li>• Revise chapter 4,5,6.</li><li>• <b>Project work:</b> Draw/Paste pictures of different festivals of India.</li></ul>
	<ul style="list-style-type: none"><li>• Do page no. - 14,16,18 (Art and Craft book)</li></ul>

ARMY PUBLIC SCHOOL, BATHINDA MIL.STN.

CLASS-1

SUBJECT- ENGLISH

WORKSHEET -1

NAME: \_\_\_\_\_

SECTION: \_\_\_\_\_

**Q1. Read the passage and answer the following questions: -**



I am Jackson, I am fox.

I am from the dog family.

I am reddish in colour.

I live in the zoo with the family.

I am very clever and run very fast.

**Tick the correct option:-**

1. What is the name of the fox?  
a) John    b) Jackson    c) James
2. Jackson belongs to -----family.  
a) dog        b) elephant        c) cat
3. What is the colour of the fox?  
a) green        b) brown        c) reddish
4. Where does the fox live?  
a) sea        b) zoo        c) hole

**Q2. Look at the picture carefully and complete the sentences using the words from the help box:-**



love, pencil box, pencil and eraser,  
colour , small

1. This is a \_\_\_\_\_.
2. The \_\_\_\_\_ of my pencil box is red.
3. It is \_\_\_\_\_ in size.
4. I keep my \_\_\_\_\_ in it.
5. I \_\_\_\_\_ my pencil box.

ARMY PUBLIC SCHOOL, BATHINDA MIL.STN.

CLASS-1





















SUBJECT- ENGLISH

WORKSHEET -2

NAME: \_\_\_\_\_

SECTION: \_\_\_\_\_

Q.1 Write the plurals by adding 's' and 'es' :-

singular		plural	
	fox		
	bush		
	snake		
	sandwich		
	cow		
	tree		
	dress		
	bath		
	brush		
	apple		

ARMY PUBLIC SCHOOL, BATHINDA MIL.STN.

CLASS-1

SUBJECT- ENGLISH

WORKSHEET -3

NAME: \_\_\_\_\_

SECTION: \_\_\_\_\_

**Q. Colour the Common noun in pink and Proper noun in blue.**

The following words are presented in cloud-shaped boxes:

- Ms. Jane
- corn
- song
- dog
- turkey
- India
- city
- hotel
- Sunday
- newspaper
- Lucknow
- friend
- December
- beach
- truck
- hospital
- girl
- Australia
- school
- John



ARMY PUBLIC SCHOOL, BATHINDA MIL.STN.

CLASS-1

SUBJECT- HINDI

WORKSHEET -1

NAME: \_\_\_\_\_

SECTION: \_\_\_\_\_

1. स्वर ( खाली स्थान भरो )

अ \_\_\_\_\_ इ \_\_\_\_\_

उ \_\_\_\_\_ ऋ \_\_\_\_\_

\_\_\_\_\_ ऐ \_\_\_\_\_ औ \_\_\_\_\_

2. व्यंजन ( खाली स्थान भरो )

क \_\_\_\_\_ ग \_\_\_\_\_ ड. \_\_\_\_\_

च \_\_\_\_\_ झ \_\_\_\_\_ ज \_\_\_\_\_

\_\_\_\_\_ ठ \_\_\_\_\_ ढ \_\_\_\_\_ ण \_\_\_\_\_

त \_\_\_\_\_ द \_\_\_\_\_ न \_\_\_\_\_

प \_\_\_\_\_ फ \_\_\_\_\_ म \_\_\_\_\_

य \_\_\_\_\_ ल \_\_\_\_\_

श \_\_\_\_\_ स \_\_\_\_\_

3. अतिरिक्त वर्ण देखकर दोबारा लिखो

अं अः

\_\_\_\_\_

क्ष त्र ज श्र

\_\_\_\_\_

अँ ज फ ड ढ

\_\_\_\_\_



ARMY PUBLIC SCHOOL, BATHINDA MIL.STN.

CLASS-1

SUBJECT- HINDI

WORKSHEET -2

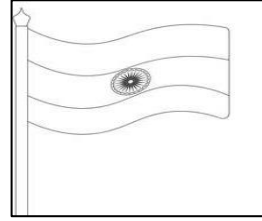
NAME: \_\_\_\_\_

SECTION: \_\_\_\_\_

1) नीचे दिए गए चित्रों के नाम लिखो और उन में रंग भरो।



\_\_\_\_\_



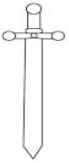
\_\_\_\_\_



\_\_\_\_\_




\_\_\_\_\_



HeartCraftyThings.com

\_\_\_\_\_




\_\_\_\_\_

2) नीचे दिए गए चित्रों का नाम पूरा करो और उन में रंग भरो।



\_\_\_\_\_थ



\_\_\_रगोश



\_\_\_रिश



\_\_\_माटर

ARMY PUBLIC SCHOOL, BATHINDA MIL.STN.

CLASS-1

SUBJECT- HINDI

WORKSHEET -3

NAME: \_\_\_\_\_

SECTION: \_\_\_\_\_

1. शब्द जोड़-


क) प + न + घ + ट = \_\_\_\_\_

ख) म + ा + ल + ा = \_\_\_\_\_

ग) ि + स + त + ा + र = \_\_\_\_\_

घ) ग + ी + त + ा = \_\_\_\_\_

ड.) अ + ख + ब + ा + र = \_\_\_\_\_



2. चित्र देखकर नीचे दिए शब्दों की सहायता से खाली स्थान भरों -

( पीला, मीठा, राजा, अचार, आम )



क) यह एक \_\_\_\_\_ का चित्र है ।

ख) इसका रंग \_\_\_\_\_ होता है ।

ग) यह खाने में \_\_\_\_\_ होता है ।

घ) इससे \_\_\_\_\_ बनता है ।

ड.) आम फलों का \_\_\_\_\_ है।



ARMY PUBLIC SCHOOL, BATHINDA MIL.STN.

CLASS-1

SUBJECT- MATHEMATICS

WORKSHEET -1

NAME: \_\_\_\_\_

SECTION: \_\_\_\_\_

Add the following:-



$$\begin{array}{r} 2 \\ + 2 \\ \hline \\ \hline \end{array}$$

$$\begin{array}{r} 2 \\ + 6 \\ \hline \\ \hline \end{array}$$

$$\begin{array}{r} 3 \\ + 4 \\ \hline \\ \hline \end{array}$$

$$\begin{array}{r} 1 \\ + 3 \\ \hline \\ \hline \end{array}$$

$$\begin{array}{r} 6 \\ + 3 \\ \hline \\ \hline \end{array}$$

$$\begin{array}{r} 4 \\ + 2 \\ \hline \\ \hline \end{array}$$

$$\begin{array}{r} 1 \\ + 5 \\ \hline \\ \hline \end{array}$$

$$\begin{array}{r} 7 \\ + 1 \\ \hline \\ \hline \end{array}$$

$$3 + 3 = \square$$

$$9 + 1 = \square$$

$$4 + 1 = \square$$

$$3 + 1 = \square$$

$$5 + 3 = \square$$

$$1 + 6 = \square$$

$$1 + 0 = \square$$

$$11 + 0 = \square$$



NAME: \_\_\_\_\_

SECTION: \_\_\_\_\_

# COMPARING NUMBERS

**Greater than, Less than & Equal**

Mark Correct One  $>$ ,  $<$ ,  $=$



9  11

3  5

10  12

1  3

7  9

15  17

18  20

2  4

8  10

6  8

11  13

14  16

17  19

16  18

4  6

12  14

5  7

13  15

ARMY PUBLIC SCHOOL, BATHINDA MIL.STN.

CLASS-1

SUBJECT- EVS























WORKSHEET -1

NAME: \_\_\_\_\_

SECTION: \_\_\_\_\_

Q. Tick the food that keeps us healthy.

**Junk food vs Healthy food**

				
				
<input type="checkbox"/>	<input type="checkbox"/>	<input type="checkbox"/>	<input type="checkbox"/>	
				
<input type="checkbox"/>	<input type="checkbox"/>	<input type="checkbox"/>	<input type="checkbox"/>	
				
<input type="checkbox"/>	<input type="checkbox"/>	<input type="checkbox"/>	<input type="checkbox"/>	
				
<input type="checkbox"/>	<input type="checkbox"/>	<input type="checkbox"/>	<input type="checkbox"/>	
				
<input type="checkbox"/>	<input type="checkbox"/>	<input type="checkbox"/>	<input type="checkbox"/>	

ARMY PUBLIC SCHOOL, BATHINDA MIL.STN.

CLASS-1

SUBJECT- EVS

WORKSHEET -2

NAME: \_\_\_\_\_

SECTION: \_\_\_\_\_



- Paste the pictures of your family members in your house and colour your house.





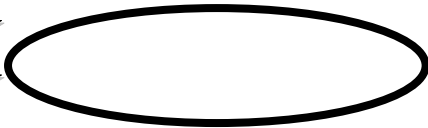
NAME: \_\_\_\_\_

SECTION: \_\_\_\_\_

Q1) Colour the given computer.



Q2) Write Natural and Artificial for the following things:



# COLOURING TIME

